


INSTRUCTIONS

To set the activity up, laminate the pieces and cut along the line. Students then match the onset to the rime.

Extension Idea:
Have students sort the completed puzzles by word family.






c at




h at



r at



b at



m at




c ap



map




nap



gap



can




fan



man




pan



van




dad



mad



sad



bad



c ab




l ab




b ag




r ag



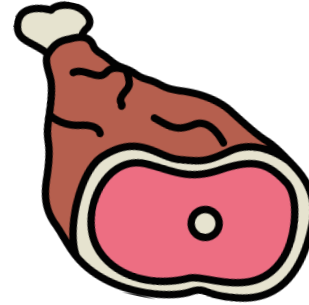
t ag




w ag



j am



h am



b ed



f ed



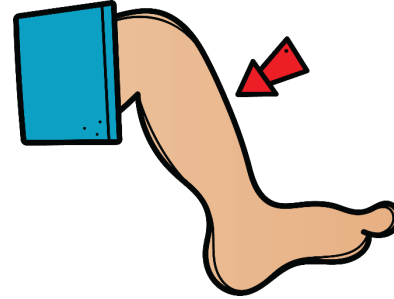
r ed




w ed




b eg




l eg




p eg



h en



m en



p en


10 ten




j et



n et




p et



v et



w et



hit




kit



lit



sit



hid



kid




lid




big



dig




pig




wig




dip




hip



lip




rip



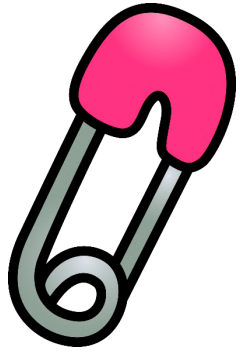
zip




bin




fin




p in




t in



w in




cot



dot



hot



pot



cob




rob




mob



dog



fog



h og




j og



l og



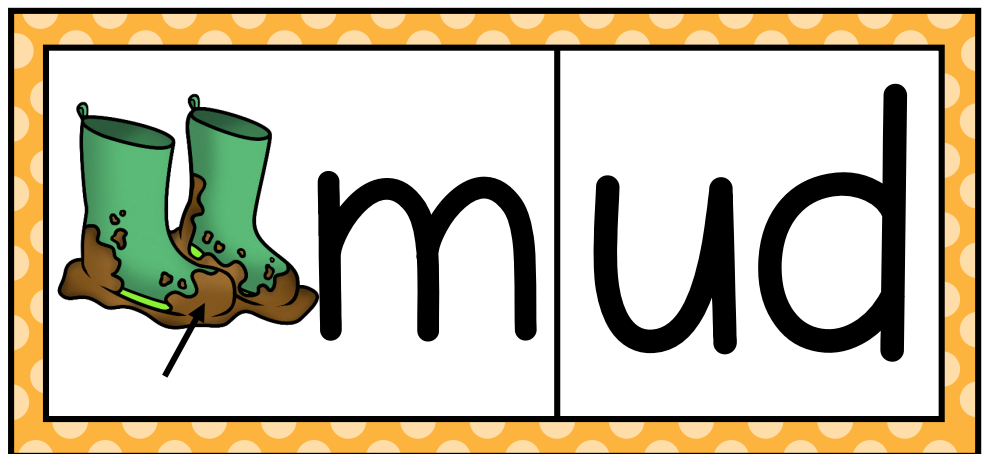



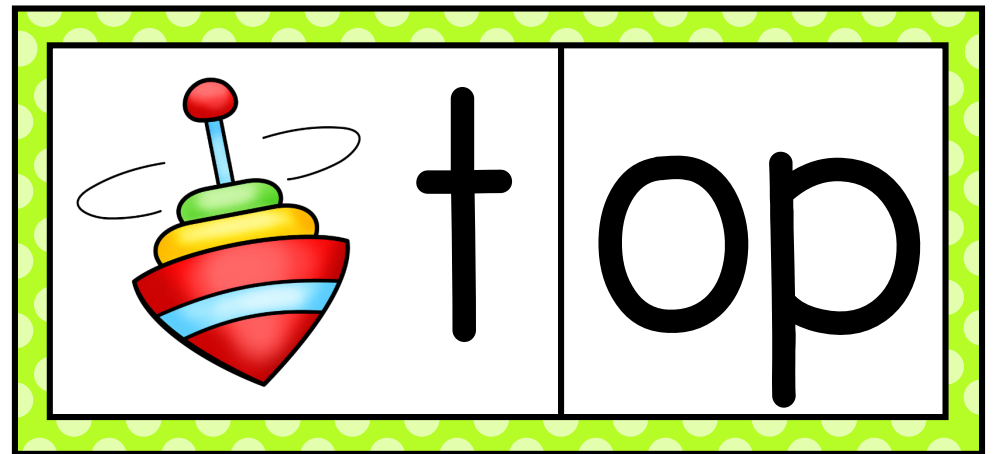
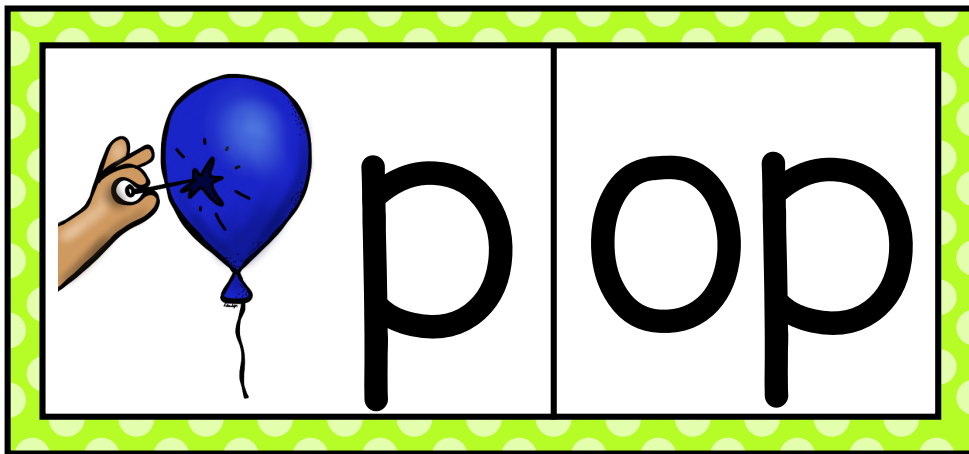
c op



h op



m op






cut



hut




nut




cub



rub




sub



t

ub



b

ug




h

ug



m

ug



r

ug



t

ug




bun



nun



run



sun